Chapter 15
Footfall Forensics: Real-Time Reactive Balance Classification from Sparse Floor-Vibration Sensing

Samikhshak Gupta, Rachel Cole, Wil Reehl, Emily Dowdy, Elizabeth Hoy, Vijaya V. N. Sriram Malladi, and Carolyn Duncan

Abstract Falls remain a major source of injury and mortality among older adults, motivating the development of unobtrusive methods that can detect early signs of instability. This study presents a building-integrated, contact-free approach that uses floor vibrations as diagnostic indicators of balance control, capable of distinguishing *reactive-balance* responses from nominal gait. Unlike wearable or camera-based systems, this framework treats the floor as a distributed sensing medium and leverages vibration-based system identification to extract gait signatures directly from structural responses. Experiments were performed in Michigan Tech's H-STEM Functional Mobility Laboratory on a reinforced-concrete floor bay instrumented with eight seismic accelerometers arranged in a single-bay grid. The array included five PCB 393B04 and three PCB 393B31 sensors to capture broadband vertical responses during low-amplitude excitation. A pilot study with one participant evaluated performance across two surface conditions—an anti-slip mat and a low-pile carpet. On each surface, two tests were conducted: a nominal gait trial, where the participant walked at a self-selected pace to establish baseline footfall patterns, and a reactive-balance trial using a lean-and-release apparatus that induced forward perturbations at 10° and 18° lean angles. The resulting vibration data revealed distinct spatiotemporal features associated with balance recovery dynamics. These signatures demonstrate that reactive-balance events produce measurable deviations in modal content and force distribution compared to steady walking. The proposed vibration-centric framework thus enables scalable, privacy-preserving, and continuous monitoring for early fall-risk detection in real architectural environments.

Keywords Gait analysis · Reactive balance · Seismic accelerometers · Fall detection · Mobility

Introduction

Falls are a leading source of nonfatal injury and a major contributor to injury-related mortality among older adults in the United States [1, 2, 3, 4]. Incidence rises sharply with age—about one in three adults over 65 falls each year [5, 6], with risk increasing further beyond 80 [7, 8]—and annual rates span $\sim 25\%$ for community-dwelling seniors to as high as 75% in nursing homes [9, 10, 11]. In 2021, falls led to nearly three million emergency-department visits, over 800,000 hospitalizations, and more than 38,000 deaths among those aged 65+ [12]; prior falls substantially elevate recurrence risk (likelihood ratio 2.3– 2.8) [13, 14]. Costs for nonfatal falls have grown from \$23.3 billion (2008) to $\sim$ \$80 billion (2020) [15, 16]. Risk is multifactorial: intrinsic contributors (age-related declines in strength, neuromuscular control, proprioception, reaction time; gait/balance impairments) interact with extrinsic hazards (poor lighting, slippery or uneven surfaces, unexpected perturbations) [17, 18]; deconditioning and fear of falling further reduce stability [19, 20]. These trends motivate the development of unobtrusive indicators that detect incipient balance loss before a fall occurs.

Samikhshak Gupta · Rachel Cole · Vijaya V. N. Sriram Malladi
Vibrations, Intelligent Testing, & Active Learning of Structures (ViTALS) Group, Department of Mechanical and Aerospace Engineering
e-mail: sgupta14@mtu.edu; recole@mtu.edu; smalladi@mtu.edu

Wil Reehl · Emily Dowdy · Elizabeth Hoy · Carolyn Duncan
Department of Kinesiology and Integrative Physiology, Michigan Technological University, Houghton, MI 49931
e-mail: wjreehl@mtu.edu; erdowdy@mtu.edu; erhoy@mtu.edu; caduncan@mtu.edu

© The Author(s), under exclusive license to River Publishers 2026

Kristin B. Zimmerman, PhD (eds.), *Structural Health Monitoring, Metamaterials, Metastructures and Additive Manufacturing and Dynamics of Biomedical and Bioinspired Systems, 2026, Vol. 10*, Conference Proceedings
of the Society for Experimental Mechanics Series, https://doi.org/10.13052/rp-9788743814214

Structural dynamics provides such an avenue: instrumented floors can serve as distributed sensors that convert footfalls into measurable responses. Building on the foundations of experimental modal analysis for estimating natural frequencies and mode shapes in bridges and buildings [21, 22, 23, 24, 25], recent “smart building" deployments use floor responses for operational assessments. Source–identification techniques, analogous to epicenter localization, infer loading and human–structure interaction from ambient data [26, 27, 28, 29, 30]; underfloor accelerometer networks resolve footstep activity [31, 32]; and full-scale arrays (e.g., Goodwin Hall) demonstrate in situ localization with seismic-grade sensors [33, 34, 35, 36, 37, 38, 39, 40]. In this context, our premise is to exploit floor-vibration signatures to separate nominal gait from *reactive-balance* events and to treat the emergence of reactive signatures as an early indicator of instability—aligning modal analysis with proactive fall-risk detection in operational environments [41, 42, 43, 44, 45, 46].

Reactive balance denotes the rapid, unplanned stepping response that stabilizes the center of mass (COM) relative to the base of support (BOS) following an external perturbation, and it is dynamically distinct from volitional (pre-planned) gait that executes an intended COM–BOS trajectory [47, 48]. In reactive events, the control objective switches from trajectory tracking to immediate recovery: step initiation latency shortens, swing-leg unloading accelerates, and step velocity increases, yielding spatiotemporal patterns (step time, stance/swing durations, double support, stride/step length, and step speed) that diverge from steady walking [49, 50, 51, 52]. From a modal-analysis perspective, these control shifts imprint measurable differences in floor-response signatures: reactive steps tend to excite broader-band content, altered mode participation (including antisymmetric/torsional components), and higher peak ground-reaction impulses that modify the amplitude and phase of the operating-deflection shape relative to nominal gait. Because such compensatory postural reactions are a primary line of defense against balance loss and strongly tied to fall risk in older adults [53, 54], their early detection is clinically meaningful. This work therefore exploits contact-free floor-vibration sensing as a system-identification channel to separate reactive balance from nominal gait in situ, leveraging the building’s dynamics as the sensing medium and avoiding the deployment burdens of cameras or wearables [55, 56, 57, 58]. We treat the presence of reactive-balance signatures as a precursor for fall detection and a trigger for targeted monitoring, enabling a pathway to scalable, privacy-preserving, building-integrated surveillance of instability [59, 60, 61].

Current solutions for gait tracking span clinic-and home-based modalities with varied fidelity and scalability: structured monitoring and early intervention improve balance, reduce fall risk, enhance mobility, and support quality of life [50, 54, 62, 63, 64, 65, 66], yet population aging (~ 1.5 billion $\geq$65 by 2050) [67] and access barriers in rural/underserved settings constrain clinic-centric care [68, 69]. Affordable modalities include wearables, marker-based/markerless 3D motion capture, video analytics, and remote supervised monitoring [70, 71, 72], but each exhibits domain-specific limitations: augmented-reality devices are sensitive to lighting/sensor interference and narrow fields of view that under-sample whole-body kinematics; wearables suffer from placement variability, motion artifacts, partial-state observability, and user-compliance drift in older adults [73]; and video systems pose persistent privacy/security risks and observer effects that bias natural gait [74, 75].

To address these limitations, this study introduces a contact-free framework that treats the floor itself as a distributed sensing medium. By analyzing vibration responses induced by footfalls, the system identifies distinct *reactive-balance* signatures that differentiate them from nominal gait. Within this framework, floor vibrations are modeled as structure-borne excitations whose spatiotemporal features reveal balance recovery dynamics. The approach enables continuous, in situ monitoring capable of detecting early signs of instability—without the need for wearable devices or cameras. Through cost-effective signal processing and vibration-based system identification, the proposed method offers a scalable, privacy-preserving pathway for telehealth integration and fall-risk assessment in real architectural environments [76, 77, 78].

Methods

Experiments were conducted in Michigan Tech’s H-STEM Functional Mobility Laboratory on a reinforced-concrete floor bay with a clear span of approximately $9\ \mathrm{m}$. Eight seismic accelerometers were surface-mounted within a single-bay grid and oriented to capture the vertical vibration response. The array included five PCB 393B04 sensors (sensitivity $10^3\ \mathrm{mV\,g^{-1}}$) for broadband measurements and three high-sensitivity PCB 393B31 units ($10^4\ \mathrm{mV\,g^{-1}}$) positioned near midspan and antinodal regions to enhance the signal-to-noise ratio during low-amplitude footfall excitation. All sensors were bonded to the slab using a low-creep adhesive, gravity-leveled, and powered as IEPE channels. Data acquisition was performed using Siemens Testlab, equipped with per-channel anti-aliasing filters, at a sampling rate of $10.24\ \mathrm{kHz}$. Each trial consisted of a $20\ \mathrm{s}$ time record initiated by a common hardware trigger to ensure phase coherence across all channels. A pilot study was conducted with a single participant to evaluate structural and human response under two surface conditions: one covered with an anti-slip mat and the other with a low-pile carpet. On each surface, both nominal gait and reactive-balance tests were performed to examine differences in foot–floor interaction, traction behavior, and vibration response characteristics.

In the first phase, corresponding to the nominal gait condition, the participant walked across the instrumented span at a self-selected, comfortable pace, generating steady and periodic footfall excitations representative of natural walking dynamics. This dataset provided a consistent baseline for gait-related loading patterns and served as a reference for comparison with reactive-balance trials.

Reactive balance performance was evaluated using a lean-and-release (tether-release) apparatus [78, 79]. At the start of each trial, the participant adopted a standardized stance for balance assessment [80]. While secured to a posterior wall-mounted tether, the participant leaned forward by rotating about the ankle joints in a controlled, plank-like posture until the tether became taut Figure 1. Tether length was adjusted to achieve the desired shank inclination, measured as the angle between the shank and the vertical using a handheld goniometer aligned with the lateral malleolus. Two lean conditions, 10° and 18° from vertical, were tested. Shank orientation was determined using anatomical landmarks at the lateral malleolus and lateral femoral epicondyle, with all measurements collected by a trained researcher experienced in landmark identification and goniometric assessment.



Fig. 1 Experimental setup showing the instrumentation and test configuration

Preliminary Results

Individual footfalls were successfully detected across all trials using the accelerometer array, with each event producing distinct vibration impulses consistent with heel-strike loading. Time–frequency analysis via continuous wavelet transformation (CWT) was then applied to the vertical acceleration signals to capture transient energy variations within the 0–50 Hz band Figure 2. The resulting wavelet scalograms will be used to get differences between nominal gait and reactive-balance events. Footstep segmentation will allow for the extraction of step-wise features, including dominant frequency content, temporal energy envelopes, and inter-sensor phase shifts. This classification pipeline will demonstrate a robust separation between nominal and reactive events, forming the basis for a real-time fall-risk indicator within building-integrated monitoring frameworks.

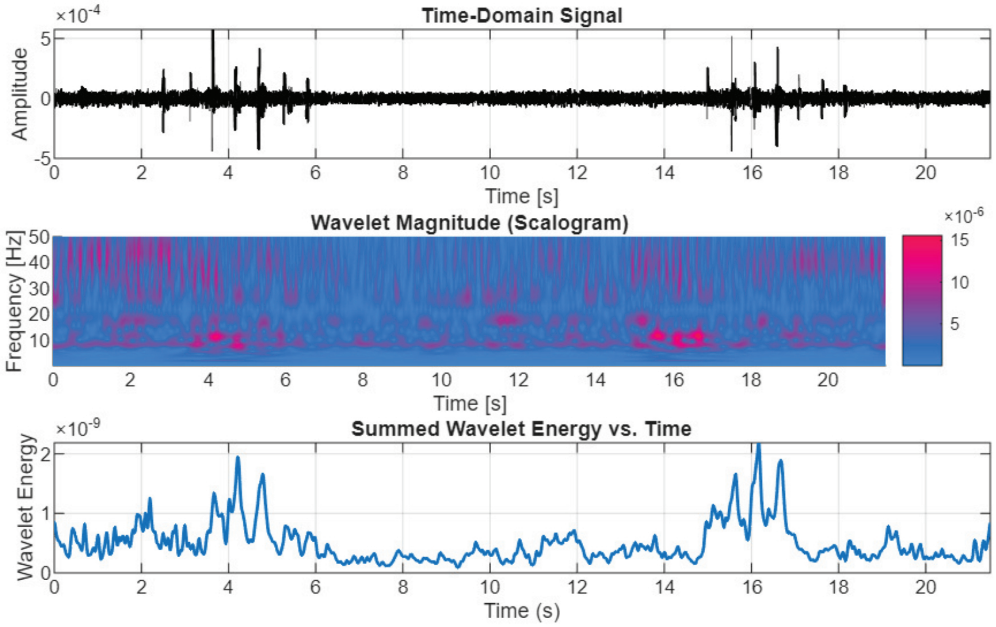

(a) Time Domain Analysis for the Anti-Slip Mat

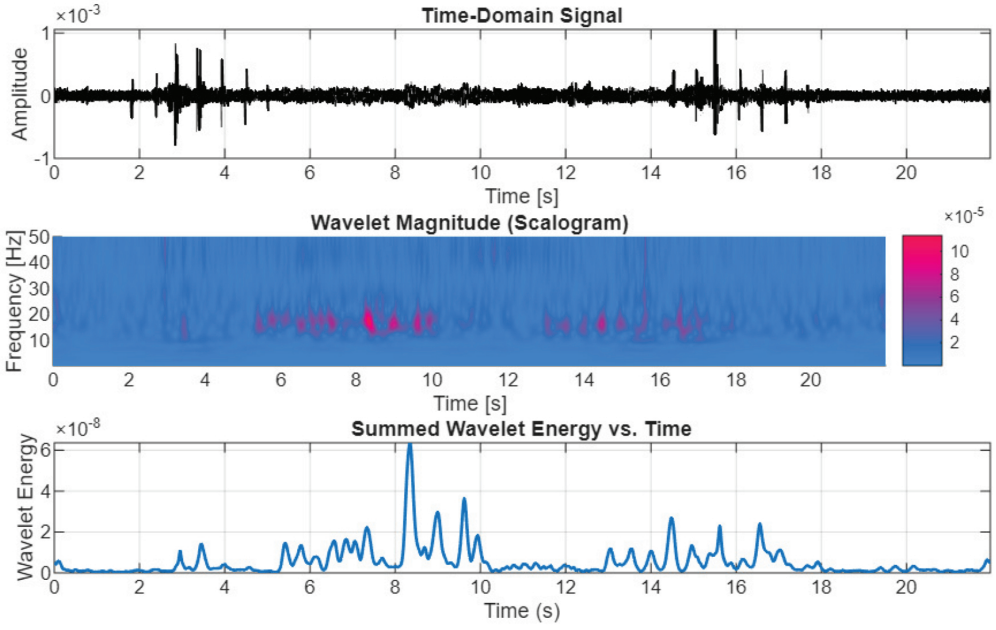

(b) Time Domain Analysis for the Carpet

Fig. 2 Time Domain Analysis for the two surfaces

Acknowledgments The authors (VVNSM and SG) also acknowledge support from the National Science Foundation under grant CMMI-2301776 for funding the research presented in this paper.

Declaration of generative AI and AI-assisted technologies in the writing process

While preparing this work, the author(s) used ChatGPT to edit the language. After using this tool/service, the author(s) reviewed and edited the content as needed and take(s) full responsibility for the publication's content.

References

1. Verma, S.K., Willetts, J.L., Corns, H.L., Marucci-Wellman, H.R., Lombardi, D.A., and Courtney, T.K. "Falls and fall-related injuries among community-dwelling adults in the united states". *PLoS one*, 11(3):e0150939 (2016)
2. Sise, R.G., Calvo, R.Y., Spain, D.A., Weiser, T.G., and Staudenmayer, K.L. "The epidemiology of trauma-related mortality in the united states from 2002 to 2010". *Journal of trauma and acute care surgery*, 76(4):913–920 (2014)
3. Orces, C.H. "Trends in fall-related mortality among older adults in texas.". *Texas medicine*, 104(5):55–59 (2008)
4. Curry, P., Ramaiah, R., and Vavilala, M.S. "Current trends and update on injury prevention". *International journal of critical illness and injury science*, 1(1):57–65 (2011)
5. Hausdorff, J.M., Rios, D.A., and Edelberg, H.K. "Gait variability and fall risk in community-living older adults: a 1-year prospective study". *Archives of physical medicine and rehabilitation*, 82(8):1050–1056 (2001)
6. Tinetti, M.E., Speechley, M., and Ginter, S.F. "Risk factors for falls among elderly persons living in the community". *New England journal of medicine*, 319(26):1701–1707 (1988)
7. Inouye, S.K., Brown, C.J., Tinetti, M.E., et al. "Medicare nonpayment, hospital falls, and unintended consequences". *New England Journal of Medicine*, 360(23):2390 (2009)
8. Oliver, D., Healey, F., and Haines, T.P. "Preventing falls and fall-related injuries in hospitals". *Clinics in geriatric medicine*, 26(4):645–692 (2010)
9. O'Loughlin, J.L., Robitaille, Y., Boivin, J.F., and Suissa, S. "Incidence of and risk factors for falls and injurious falls among the community-dwelling elderly". *American journal of epidemiology*, 137(3):342–354 (1993)
10. Rubenstein, L.Z., Josephson, K.R., and Robbins, A.S. "Falls in the nursing home". *Annals of internal medicine*, 121(6):442–451 (1994)
11. Rubenstein, L.Z. and Josephson, K.R. "The epidemiology of falls and syncope". *Clinics in geriatric medicine*, 18(2):141–158 (2002)
12. Montero-Odasso, M.M., Kamkar, N., Pieruccini-Faria, F., Osman, A., Sarquis-Adamson, Y., Close, J., Hogan, D.B., Hunter, S.W., Kenny, R.A., Lipsitz, L.A., et al. "Evaluation of clinical practice guidelines on fall prevention and management for older adults: a systematic review". *JAMA network open*, 4(12):e2138911–e2138911 (2021)
13. Ganz, D.A., Bao, Y., Shekelle, P.G., and Rubenstein, L.Z. "Will my patient fall?". *Jama*, 297(1):77–86 (2007)
14. Al-Aama, T. "Falls in the elderly: spectrum and prevention". *Canadian Family Physician*, 57(7):771–776 (2011)
15. Davis, J.C., Robertson, M.C., Ashe, M.C., Liu-Ambrose, T., Khan, K.M., and Marra, C.A. "International comparison of cost of falls in older adults living in the community: a systematic review". *Osteoporosis international*, 21(8):1295–1306 (2010)
16. Heinrich, S., Rapp, K., Rissmann, U., Becker, C., and König, H.H. "Cost of falls in old age: a systematic review". *Osteoporosis international*, 21(6):891–902 (2010)
17. Nelson, R.C. and Amin, M.A. "Falls in the elderly". *Emergency medicine clinics of North America*, 8(2):309–324 (1990)
18. Appeadu, M.K. and Bordoni, B. "Falls and fall prevention in older adults". In *StatPearls [Internet]*. StatPearls Publishing (2023)
19. Makino, K., Makizako, H., Doi, T., Tsutsumimoto, K., Hotta, R., Nakakubo, S., Suzuki, T., and Shimada, H. "Fear of falling and gait parameters in older adults with and without fall history". *Geriatrics & gerontology international*, 17(12):2455–2459 (2017)
20. Jalali, M.M., Gerami, H., Heidarzadeh, A., and Soleimani, R. "Balance performance in older adults and its relationship with falling". *Aging clinical and experimental research*, 27(3):287–296 (2015)
21. Brownjohn, J., Magalhaes, F., Caetano, E., and Cunha, A. "Ambient vibration re-testing and operational modal analysis of the humber bridge". *Engineering Structures*, 32(8):2003–2018 (2010)
22. Peeters, B. and De Roeck, G. "Reference based stochastic subspace identification in civil engineering". *Inverse problems in Engineering*, 8(1):47–74 (2000)
23. James III, G.H., Carne, T.G., and Lauffer, J.P. "The natural excitation technique (next) for modal parameter extraction from operating wind turbines". Technical report, Sandia National Labs., Albuquerque, NM (United States) (1993)
24. Salawu, O.S. and Williams, C. "Review of full-scale dynamic testing of bridge structures". *Engineering structures*, 17(2):113–121 (1995)
25. Wang, T., Celik, O., Catbas, F., and Zhang, L. "A frequency and spatial domain decomposition method for operational strain modal analysis and its application". *Engineering Structures*, 114:104–112 (2016)
26. Spence, W. "Relative epicenter determination using p-wave arrival-time differences". *Bulletin of the Seismological Society of America*, 70(1):171–183 (1980)
27. Chan, Y.T., Tsui, W.Y., So, H.C., and Ching, P.c. "Time-of-arrival based localization under nlos conditions". *IEEE Transactions on vehicular technology*, 55(1):17–24 (2006)
28. Venkatraman, S., Caffery, J., and You, H.R. "Location using los range estimation in nlos environments". In *Vehicular Technology Conference. IEEE 55th Vehicular Technology Conference. VTC Spring 2002 (Cat. No. 02CH37367)*, volume 2, pages 856–860. IEEE (2002)
29. Wang, X., Wang, Z., and O'Dea, B. "A toa-based location algorithm reducing the errors due to non-line-of-sight (nlos) propagation". *IEEE Transactions on Vehicular Technology*, 52(1):112–116 (2003)
30. Chan, Y.T. and Ho, K.C. "A simple and efficient estimator for hyperbolic location". *IEEE transactions on signal processing*, 42(8):1905–1915 (1994)
31. Alajlouni, S. and Tarazaga, P. "A passive energy-based method for footstep impact localization, using an underfloor accelerometer sensor network with kalman filtering". *Journal of Vibration and Control*, 26(11-12):941–951 (2020)
32. Alajlouni, S., Albakri, M., and Tarazaga, P. "Impact localization in dispersive waveguides based on energy-attenuation of waves with the traveled distance". *Mechanical Systems and Signal Processing*, 105:361–376 (2018)
33. Poston, J.D., Schloemann, J., Buehrer, R.M., Malladi, V.S., Woolard, A.G., and Tarazaga, P.A. "Towards indoor localization of pedestrians via smart building vibration sensing". In *2015 international conference on localization and GNSS (ICL-GNSS)*, pages 1–6. IEEE (2015)
34. Poston, J.D., Buehrer, R.M., Woolard, A.G., and Tarazaga, P.A. "Indoor positioning from vibration localization in smart buildings". In *2016 IEEE/ION Position, Location and Navigation Symposium (PLANS)*, pages 366–372. IEEE (2016)

35. Poston, J.D., Buehrer, R.M., and Tarazaga, P.A. "Indoor footstep localization from structural dynamics instrumentation". *Mechanical Systems and Signal Processing*, 88:224–239 (2017)
36. Woolard, A.G. and Tarazaga, P.A. "Applications of dispersion compensation for indoor vibration event localization". *Journal of Vibration and Control*, 24(21):5108–5117 (2018)
37. Woolard, A.G., Phoenix, A.A., and Tarazaga, P.A. "Assessment of large error time-differences for localization in a plate simulation". In *Dynamics of Coupled Structures, Volume 4: Proceedings of the 34th IMAC, A Conference and Exposition on Structural Dynamics 2016*, pages 369–376. Springer (2016)
38. Schloemann, J., Malladi, V., Woolard, A.G., Hamilton, J.M., Buehrer, R.M., and Tarazaga, P.A. "Vibration event localization in an instrumented building". *Experimental techniques, rotating machinery, and acoustics*, 8:265–271 (2015)
39. Schwarz, B. and Richardson, M. "Scaling mode shapes obtained from operating data". *Sound and Vibration*, 37(11):18–23 (2003)
40. Kessler, E.C. "A physically informed data-driven approach to analyze human induced vibration in civil structures" (2021)
41. Teixeira, T., Dublon, G., and Savvides, A. "A survey of human-sensing: Methods for detecting presence, count, location, track, and identity". *ACM Computing Surveys*, 5(1):59–69 (2010)
42. Kasarda, M., Tarazaga, P., Embree, M., Gugercin, S., Woolard, A., Joyce, B., and Hamilton, J. "Detection and identification of firearms upon discharge using floor-based accelerometers". In *Special Topics in Structural Dynamics, Volume 6: Proceedings of the 34th IMAC, A Conference and Exposition on Structural Dynamics 2016*, pages 45–53. Springer (2016)
43. Hamilton, J., Joyce, B., Kasarda, M., and Tarazaga, P. "Characterization of human motion through floor vibration". In *Dynamics of Civil Structures, Volume 4: Proceedings of the 32nd IMAC, A Conference and Exposition on Structural Dynamics, 2014*, pages 163–170. Springer (2014)
44. Bales, D., Tarazaga, P.A., Kasarda, M., Batra, D., Woolard, A.G., Poston, J.D., and Malladi, V.S. "Gender classification of walkers via underfloor accelerometer measurements". *IEEE Internet of Things Journal*, 3(6):1259–1266 (2016)
45. Bales, D., Tarazaga, P., Kasarda, M., and Batra, D. "Gender classification using under floor vibration measurements". In *Dynamics of Coupled Structures, Volume 4: Proceedings of the 34th IMAC, A Conference and Exposition on Structural Dynamics 2016*, pages 377–383. Springer (2016)
46. Bales, D.B. *Characteristic classification of walkers via underfloor accelerometer gait measurements through machine learning*. PhD thesis, Virginia Tech (2016)
47. Winter, D.A. "Human balance and posture control during standing and walking". *Gait & posture*, 3(4):193–214 (1995)
48. Komisar, V., Nirmalanathan, K., King, E.C., Maki, B.E., and Novak, A.C. "Use of handrails for balance and stability: Characterizing loading profiles in younger adults". *Applied ergonomics*, 76:20–31 (2019)
49. Patla, A.E. and Vickers, J.N. "How far ahead do we look when required to step on specific locations in the travel path during locomotion?". *Experimental brain research*, 148:133–138 (2003)
50. Jensen, C.S., Hasselbalch, S.G., Waldemar, G., and Simonsen, A.H. "Biochemical markers of physical exercise on mild cognitive impairment and dementia: systematic review and perspectives". *Frontiers in Neurology*, 6:187 (2015)
51. Maki, B.E. and Mcilroy, W.E. "Control of compensatory stepping reactions: age-related impairment and the potential for remedial intervention". *Physiotherapy theory and practice*, 15(2):69–90 (1999)
52. Maki, B.E. and McIlroy, W.E. "The role of limb movements in maintaining upright stance: the "change-in-support" strategy". *Physical therapy*, 77(5):488–507 (1997)
53. Melzer, I., Kurz, I., Shahar, D., Levi, M., and Oddsson, L. "Application of the voluntary step execution test to identify elderly fallers". *Age and ageing*, 36(5):532–537 (2007)
54. Karahan, A.Y., Tok, F., Taşkın, H., Küçüksaraç, S., Başaran, A., Yıldırım, P., et al. "Effects of exergames on balance, functional mobility, and quality of life of geriatrics versus home exercise programme: randomized controlled study". *Central European journal of public health*, 23(Supplement):S14–S18 (2015)
55. Hollman, J.H., McDade, E.M., and Petersen, R.C. "Normative spatiotemporal gait parameters in older adults". *Gait & posture*, 34(1):111–118 (2011)
56. Winter, D.A. *Biomechanics and motor control of human movement*. John wiley & sons (2009)
57. Al-Amri, M., Nicholas, K., Button, K., Sparkes, V., Sheeran, L., and Davies, J.L. "Inertial measurement units for clinical movement analysis: Reliability and concurrent validity". *Sensors*, 18(3):719 (2018)
58. Giorgi, G., Cenedese, A., and Secco, E. "Floor vibration analysis for gait monitoring". *IEEE Transactions on Instrumentation and Measurement*, 67(9):2136–2144 (2018)
59. Pelicioni, P.H., Waters, D.L., Still, A., and Hale, L. "A pilot investigation of reliability and validity of balance and gait assessments using telehealth with healthy older adults". *Experimental Gerontology*, 162:111747 (2022)
60. Darcy, B., Rashford, L., Shultz, S.T., Tsai, N.T., Huizenga, D., Reed, K.B., Bamberg, S.J., et al. "Gait device treatment using telehealth for individuals with stroke during the covid-19 pandemic: Nonrandomized pilot feasibility study". *JMIR Formative Research*, 7(1):e43008 (2023)
61. Venkataraman, K., Amis, K., Landerman, L.R., Caves, K., Koh, G.C., and Hoenig, H. "Teleassessment of gait and gait aids: validity and interrater reliability". *Physical Therapy*, 100(4):708–717 (2020)
62. Kong, J., Fan, R., and Zhu, L. ""effects of exercise therapy on disability, mobility, and quality of life in the elderly with chronic low back pain—a systematic review and meta-analysis of randomized controlled trials"". *Journal of Orthopaedic Surgery and Research*, 19(1):81 (2024)
63. NewRetirement. "Average retirement income 2023: How do you compare?". Technical report, NewRetirement (2023)
64. van Reijn-Baggen, D.A., Elzevier, H.W., Braak, J.P., Putter, H., Pelger, R.C., and Han-Geurts, I.J. "Pelvic floor physical therapy in the treatment of chronic anal fissure (paf trial): quality of life outcome". *Techniques in Coloproctology*, 27(2):125–133 (2023)
65. Abuladze, M., Esakia, T., Melkadze, T., Mariamidze, E., Otkhozoria, N., Tsitsilashvili, S., Katcharava, M., Chokoshvili, N., Cholikidze, T., Barabadze, D., et al. "Physical therapy and rehabilitation for improvement of quality of life of breast cancer patients." (2023)
66. Saif, I. "Role of physical therapy on quality of life and level of satisfaction among patients with stroke". *The Healer Journal of Physiotherapy and Rehabilitation Sciences*, 2(1):104–109 (2022)

67. of Economic, D. and Division, S.A.P. "World population prospects 2023". Technical report, NewRetirement (2023)
68. Turrini, G., Branham, D.K., Chen, L., Conmy, A.B., Chappel, A.R., De Lew, N., and Sommers, B.D. "Access to affordable care in rural america: Current trends and key challenges". *Assistant Secretary for Planning and Evaluation Office of Health Policy: Research Report* (2021)
69. Henning-Smith, C., Tuttle, M., Tanem, J., Jantzi, K., Kelly, E., and Florence, L.C. "Social isolation and safety issues among rural older adults living alone: perspectives of meals on wheels programs". *Journal of Aging & Social Policy*, 36(2):282–301 (2024)
70. Pandit, S., Godiyal, A.K., Vimal, A.K., Singh, U., Joshi, D., and Kalyanasundaram, D. "An affordable insole-sensor-based trans-femoral prosthesis for normal gait". *Sensors*, 18(3):706 (2018)
71. Majumder, S., Mondal, T., and Deen, M.J. "A simple, low-cost and efficient gait analyzer for wearable healthcare applications". *IEEE Sensors Journal*, 19(6):2320–2329 (2018)
72. Bonnet, V., Coste, C.A., Lapierre, L., Cadic, J., Fraisse, P., Zapata, R., Venture, G., and Geny, C. "Towards an affordable mobile analysis platform for pathological walking assessment". *Robotics and Autonomous Systems*, 66:116–128 (2015)
73. Moore, K., O'Shea, E., Kenny, L., Barton, J., Tedesco, S., Sica, M., Crowe, C., Alamäki, A., Condell, J., Nordström, A., et al. "Older adults' experiences with using wearable devices: qualitative systematic review and meta-synthesis". *JMIR mHealth and uHealth*, 9(6):e23832 (2021)
74. Stenum, J., Hsu, M.M., Pantelyat, A.Y., and Roemmich, R.T. "Clinical gait analysis using video-based pose estimation: multiple perspectives, clinical populations, and measuring change". *PLOS Digital Health*, 3(3):e0000467 (2024)
75. Rehman, R.Z.U., Zhou, Y., Del Din, S., Alcock, L., Hansen, C., Guan, Y., Hortobágyi, T., Maetzler, W., Rochester, L., and Lamoth, C.J. "Gait analysis with wearables can accurately classify fallers from non-fallers: A step toward better management of neurological disorders". *Sensors*, 20(23):6992 (2020)
76. Toro, B., Nester, C., and Farren, P. "A review of observational gait assessment in clinical practice". *Physiotherapy theory and practice*, 19(3):137–149 (2003)
77. Liebensteiner, M., Herten, A., Gstoettner, M., Thaler, M., Krismer, M., and Bach, C. "Correlation between objective gait parameters and subjective score measurements before and after total knee arthroplasty". *The Knee*, 15(6):461–466 (2008)
78. Do, M., Breniere, Y., and Brenguier, P. "A biomechanical study of balance recovery during the fall forward". *Journal of Biomechanics*, 15(12):933–939 (1982)
79. Pitts, J., Komisar, V., Elmblad, K., Smith, A., Verbrigghe, D., Siko, C., Nussbaum, M.A., and Duncan, C.A. "Influences of backpack loading on recovery from anterior and posterior losses of balance: An exploratory investigation". *Applied Ergonomics*, 117:104236 (2024)
80. McIlroy, W. and Maki, B. "Preferred placement of the feet during quiet stance: development of a standardized foot placement for balance testing". *Clinical biomechanics*, 12(1):66–70 (1997)