Chapter 18
Experimental-Based Investigation of Standing and Traveling Waves in a Petri Dish using Piezoelectric Actuation

Rachel Cole, Samikhshak Gupta, Vijaya V. N. Sriram Malladi, Smitha Rao Hatti, and Adrienne Minerick

Abstract This study experimentally investigates the vibrational behavior of a circular Petri dish to characterize and control standing and traveling wave fields through piezoelectric actuation. Harmonic excitation was applied using four piezoelectric stacks, and out-of-plane surface motion was captured with a Scanning Laser Doppler Vibrometer (SLDV). The resulting frequency response functions (FRFs) were analyzed directly to extract modal parameters including natural frequencies, damping ratios, and mode shapes. Based on these experimentally derived characteristics, a two-point excitation scheme was developed in which actuator pairs were driven simultaneously with prescribed phase offsets. The results show that excitation at natural frequencies produced standing waves, while driving between resonances with a 90° phase difference yielded traveling waves. Additionally, the actuator configuration determined the wave type: adjacent actuators generated rotational traveling waves, whereas diagonally opposed actuators produced translational patterns. These findings demonstrate how FRF-based experimental modal analysis can be used to design phase-controlled excitation strategies that selectively generate and tune wave kinematics in thin circular structures. The outcomes establish a foundation for Petri-dish-based platforms capable of precision particle transport, fluid manipulation, and resonant sensing applications.

Keywords Traveling waves · Standing waves · SLDV · Two-point excitation · Petri-dish

Introduction

Mechanical waves are commonly categorized by how they transmit energy—either as traveling waves or standing waves. In standing waves, energy remains localized to specific spatial regions, whereas traveling waves transport energy through the medium. This distinction is crucial in dynamic systems analysis and has broad applicability across disciplines. In biological settings, many aquatic organisms and microorganisms employ traveling-wave kinematics for propulsion, reflecting principles shared with structural dynamics and fluid–structure interactions. Over more than five decades, wave-based locomotion has been extensively studied. Traveling waves underpin flagellar and ciliary motion in microorganisms [1, 2, 3, 4, 5, 6, 7] and undulatory swimming in fish [8, 9, 10, 11, 12, 13], inspiring engineered systems ranging from robotic locomotion [14, 15, 16, 17, 18, 19] and bio-inspired propulsion [20, 21, 22, 23] to biomechanical structures such as the cochlea [24, 25, 26, 27, 28, 29], where wave propagation is central to function. Beyond biological and bio-mimetic systems, traveling waves are also exploited to reduce skin-friction drag on aerodynamic surfaces [30, 31, 32, 33] and to enable non-prehensile transport at micro and macro scales via controlled surface actuation [34, 35]. Given this significance,

Rachel Cole, Samikhshak Gupta, Vijaya V. N. Sriram Malladi
Vibrations, Intelligent Testing, & Active Learning of Structures (ViTALS) Group, Department of Mechanical and Aerospace Engineering, Michigan Technological University, Houghton, MI 49931
e-mail: reole@mtu.edu; sgupta14@mtu.edu; smalladi@mtu.edu

Smitha Rao Hatti
Department of Biomedical Engineering, Michigan Technological University, Houghton, MI 49931
e-mail: smithar@mtu.edu

Adrienne Minerick
Department of Chemical Engineering, Michigan Technological University, Houghton, MI 49931
e-mail: minerick@mtu.edu

© The Author(s), under exclusive license to River Publishers 2026

Kristin B. Zimmerman, PhD (eds.), *Topics in Modal Analysis & Parameter Identification in Structural Dynamics, 2026, Vol. 8*,
Conference Proceedings of the Society for Experimental Mechanics Series, https://doi.org/10.13052/rp-9788743814191

multiple strategies have been developed to generate traveling waves in finite structures, including strings [36, 37, 38, 39, 40, 41, 42, 43], beams [44, 45, 46, 47, 48], plates [49, 50, 51, 52, 53, 54], rings [55, 56], and rigid-walled circular acoustic ducts [57, 58]. Bucher et al. [56] showed that exciting a structure at two locations with a 90° phase difference, at a mean frequency between adjacent modes, induces directional traveling waves. Malladi and Avirovik [34, 44, 46] extended this two-point approach to piezo-augmented one-dimensional beams under varied boundary conditions, demonstrating theoretically and experimentally that both frequency and phase govern wave formation, beyond a fixed 90° offset at the mean frequency. In parallel, alternative control strategies have been explored. Blanchard et al. [38, 39] investigated passive suppression in fixed strings using a spring–dashpot attachment, revealing localized damping that can yield coexisting traveling and standing components through complex modal behavior and enabling passive confinement via proper tuning. Motaharibidgoli et al. [47] proposed a one-point excitation with a spring–damper to generate hybrid modes in Euler–Bernoulli beams and to distinguish and optimize traveling versus standing response. While effective on linear beams, single-point actuation is less practical on small, symmetric platforms, where mounting and achieving consistent directionality from a single source are sensitive to alignment and coupling.

Complementing structural approaches, surface acoustic waves (SAWs) [59, 60, 61] and broader acoustofluidic platforms [62, 63] enable biocompatible manipulation of micro/nanoparticles and cells, achieving on-chip transport [64], focusing, separation [65], and mixing [66]. Acoustic tweezers—spanning standing/traveling, bulk/surface, and streaming-driven modes—offer precise trapping, patterning, and translation from extracellular vesicles to single cells and small organisms [67, 68, 60, 69]. Despite an extensive body of work, direct implementations on standard Petri dishes—ubiquitous in cell and microbiology laboratories—remain limited, owing to constraints imposed by their circular symmetry, small footprint, and requirements for mounting, sterility, and optical access. These gaps motivate Petri-dish-centric strategies that preserve biocompatibility while delivering reliable wave directionality.

This study adopts an experimental framework that leverages modal analysis to estimate the traveling-wave fields that can be generated on standard Petri dishes for *in situ* microparticle transport, separation, and mixing in culture-relevant media. Guided by identified mode shapes and resonance frequencies, we determine drive frequency and phase relationships; accordingly, a two-point excitation scheme is proposed to achieve stable phase control and reliable wave directionality on circular substrates. While full realization of the traveling-wave fields is not presented here, the methodology and design parameters established in this work specify the conditions under which such fields are achievable. This preliminary effort provides the foundation for future tasks involving both single- and multi-particle control, including targeted transport, selective separation, and programmable mixing.

Experimental Setup

In this study, a borosilicate glass Petri dish served as the test specimen for modal analysis. Four PiezoDrive stack actuators were positioned on a $5\mathrm{cm}$ grid, each mounted $2\mathrm{mm}$ off-center relative to the dish, which was supported by half-sphere holders. The actuators were powered by a PiezoDrive PD200X4 amplifier with a gain of $20\mathrm{V}\,/\,\mathrm{V}$ and were driven using OptoScan software, which simultaneously scanned the dish surface during testing. The Scanning Laser Doppler Vibrometer (SLDV) provided the chirp excitation signal to the actuators and used their voltage outputs as the reference channel (see



Fig. 1 Experimental setup for Petri dish modal analysis

Figure 1). The Petri dish was kept enclosed, with its lid secured to the base using double-sided tape. A circular piece of reflective tape was placed on the bottom surface to enable vibrometer measurements. For potential follow-up testing, an additional piezo actuator was fixed inside the dish. A 448-point circular mesh was defined in the OptoScan software on the dish base, consisting of 50 radial lines and 9 concentric rings. To account for the added actuator, three points were removed and nine were shifted. Modal data were collected at all 448 points for each stack actuator, resulting in four independent modal analyses.

The chirp input had an amplitude of 0.1 V, swept from 0–2000 Hz, and a duty cycle of 80%. Measurements were acquired at a maximum frequency of 50 kHz with 102,400 spectral lines, corresponding to a spectral resolution of 488.281 mHz and a sampling rate of 128 kS/s, satisfying the Nyquist criterion. Data collection was triggered at 0.05 V on the leading edge with a 1% pre-trigger factor. At each scan point, seven averages were recorded with a 0.01 s delay between acquisitions, and a rectangular window was applied during signal processing.

Data Driven Model for Traveling Wave Generation

After obtaining the frequency response functions (FRFs) of the petri-dish, each measurement point provides four responses, one from each stack actuator.

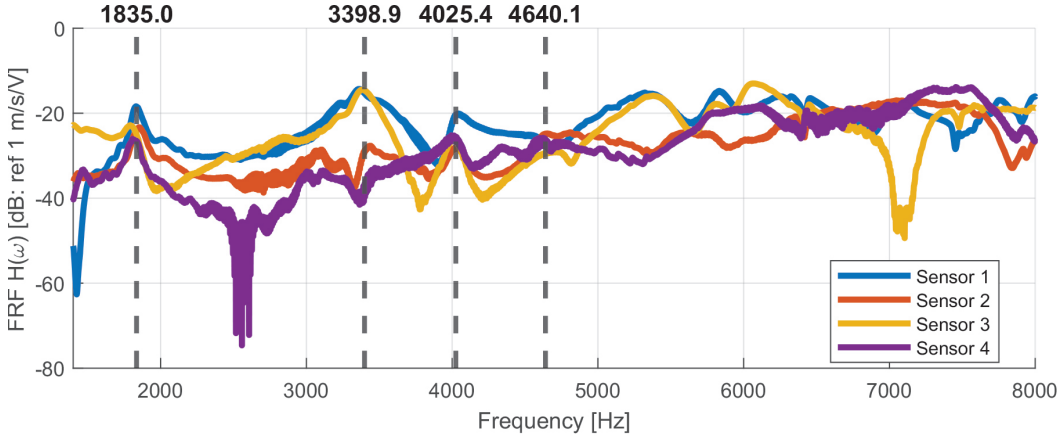

Fig. 2 Frequency response function (FRF) highlighting resonant peaks corresponding to natural frequencies

These FRFs can be arranged as

$$\mathbf{H}(x_i,\,\omega) = \begin{bmatrix}\mathbf{H_1} & \mathbf{H_2} & \mathbf{H_3} & \mathbf{H_4}\end{bmatrix}, \tag{1}$$

where $\mathbf{H}(x_i,\,\omega) \in \mathbb{C}$ denotes the FRFs at point x_i for a given frequency ω, and $\mathbf{H_1},\ \mathbf{H_2},\ \mathbf{H_3},\ \mathbf{H_4}$ represent the responses associated with actuators 1 through 4.

It is well established in prior work [56, 46, 70, 71] that traveling waves can be generated through two-point excitation. This is achieved by driving both actuators at a frequency located between two adjacent natural frequencies while maintaining a 90° phase difference. Under these conditions, the operational deflection shape (ODS) becomes a superposition of the individual actuator responses, with the enforced phase offset serving as the key mechanism that promotes traveling-wave formation.

For two-point excitation, the input to actuator 1 is given by $V_1 = A_1 \sin(2\pi f t)$, and the input to actuator 2 by $V_2 = A_2 \sin(2\pi f t \pm \phi)$. The combined excitation, which yields a traveling wave, is expressed as

$$\mathrm{TW} = A_1 \sin(2\pi f t) \ \pm \ A_2 \sin(2\pi f t \pm \phi), \tag{2}$$

where A_1 and A_2 are the excitation amplitudes, f is the frequency, t is time, and ϕ is the phase difference, equal to 90° for an ideal traveling wave. In contrast, standing waves occur when excitation is applied at a natural frequency. Under this condition, the actuators respond either in-phase (0°) or out-of-phase (180°), dictated by the symmetry of the corresponding mode shape. To confirm whether the procedure generates a traveling wave, the FRF-based data-driven model is used to construct the ODS of the petri-dish when two of the four stack actuators are excited simultaneously, as described in Equation (2). The ODS is obtained from the real part of the velocity response,

$$\mathbf{v}(t) = \mathrm{Re}\left(\tilde{v}e^{\iota\omega t}\right), \tag{3}$$

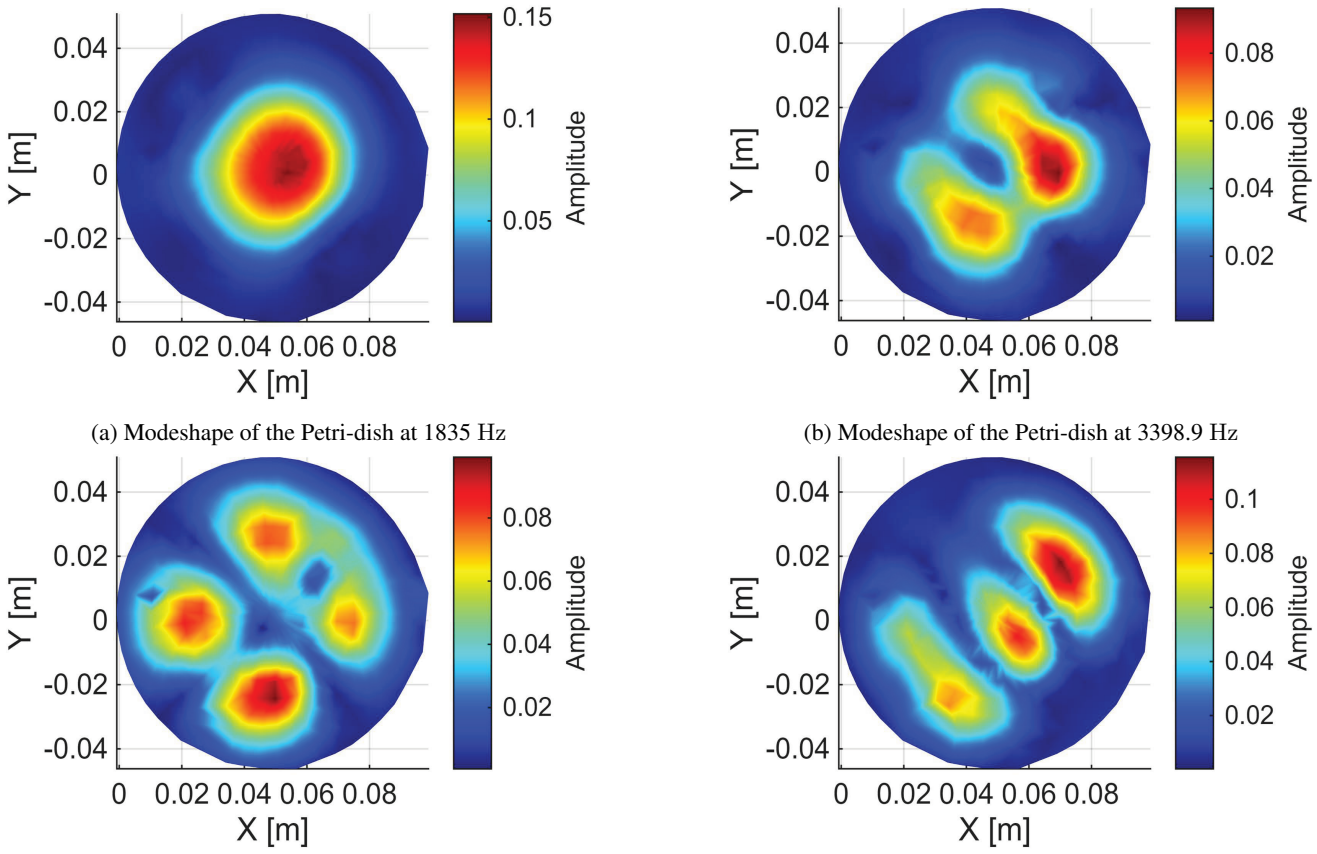

(a) Modeshape of the Petri-dish at 1835 Hz

(b) Modeshape of the Petri-dish at 3398.9 Hz

(c) Modeshape of the Petri-dish at 4025.4 Hz

(d) Modeshape of the Petri-dish at 4640.1 Hz

Fig. 3 Modeshapes of the Petri-dish at selected frequencies

where $\mathbf{v}(t)$ denotes the velocity at a point over time t, and $\tilde{v}$ is the complex velocity response due to two-point excitation. Combining Equation (1) and Equation (2), $\tilde{v}$ can be expressed as

$$\tilde{v}(x_i) = \begin{bmatrix} \mathbf{H_1} & \mathbf{H_2} & \mathbf{H_3} & \mathbf{H_4} \end{bmatrix} \begin{Bmatrix} A_1 e^{\iota\phi_1} \\ A_2 e^{\iota\phi_2} \\ A_3 e^{\iota\phi_3} \\ A_4 e^{\iota\phi_4} \end{Bmatrix}, \tag{4}$$

where A_1, A_2, A_3, A_4 are the excitation amplitudes applied to the actuators, and $\phi_1, \phi_2, \phi_3, \phi_4$ are their respective phase angles. In this study, actuator pairs (1–2), (1–3), and (1–4) are considered, with only two actuators excited at a time. For simplicity, the voltage amplitudes are fixed at unity, while the phases are assigned as 0° and 90° for the respective actuators. The resulting standing and traveling wave patterns are presented in Figure 3 and Table 1, respectively, in the following sections.

Results

The analysis focused on the frequency range of 1400–5000 Hz, within which the Petri dish exhibited four natural frequencies associated with standing waves and three frequencies where traveling waves were observed. These natural frequencies were identified directly from the measured frequency response functions (FRFs), and the corresponding wave types are summarized in Table 2. The operating deflection shapes (ODSs) were then evaluated under three actuator combinations to characterize the vibration patterns across the dish. The measured FRF for standing waves is shown in Figure 2, where resonant peaks indicate the four natural frequencies. The associated mode shapes are presented in Figure 3, which follow the expected behavior of circular plates. The FRF highlighting the frequencies corresponding to traveling waves is given

in Figure 4. In this case, the regions between resonant peaks were used to identify three traveling-wave frequencies. The corresponding ODSs for these traveling modes, measured under three different actuator pairings, are shown in Table 1.

Clear trends emerged across the different actuator combinations. When actuators were positioned along vertical or horizontal axes (Stack Actuator 1-2 and Stack Actuator 1-4), the resulting traveling waves exhibited rotational patterns. In contrast, the diagonal combination (Stack Actuator 1-3) produced transverse traveling waves. Increasing frequency also led to greater spatial complexity: at 4332.5 Hz, the waveforms contained more peaks than at lower frequencies, reflecting the higher-order nature of the response.

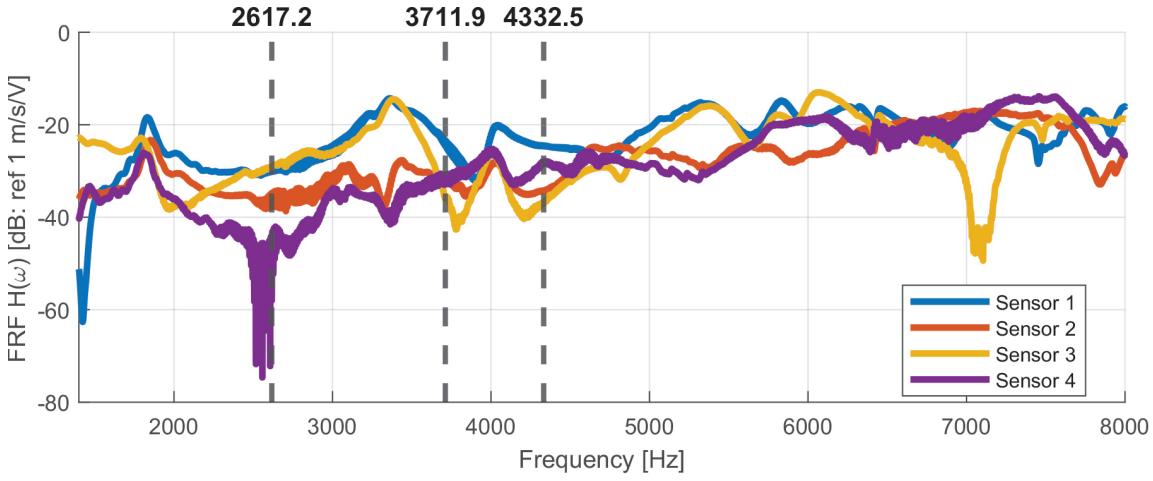

Fig. 4 Frequency response function (FRF) highlighting frequencies corresponding to traveling waves

Table 1 Traveling wave frequencies tested across piezo actuator combinations

TW Frequency	Piezo Combinations		
	Stack Actuator 1–2	Stack Actuator 1–3	Stack Actuator 1–4
2617.2 Hz	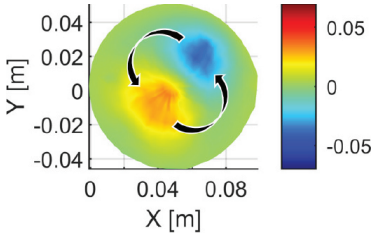	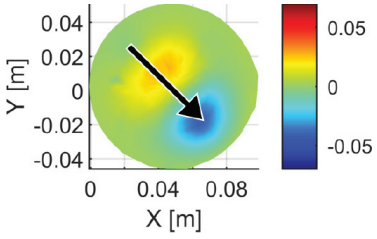	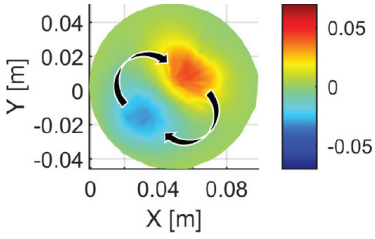
3711.9 Hz	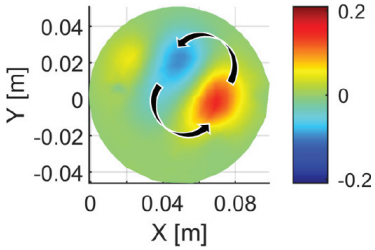	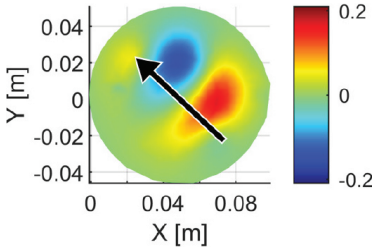	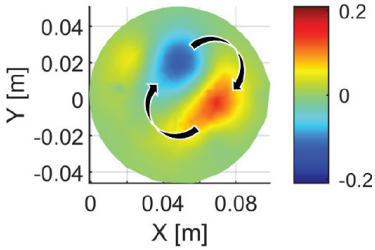
4332.5 Hz	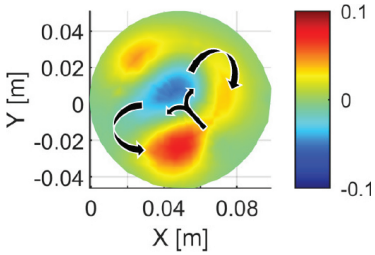	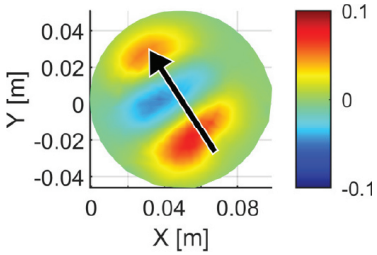	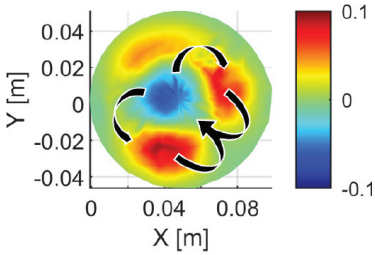

Table 2 Identified frequencies and corresponding modal or traveling-wave responses

Frequency (Hz)	Remarks
1835.0	1st mode shape
2617.2	Traveling wave
3398.9	2nd mode shape
3711.9	Traveling wave
4025.4	3rd mode shape
4332.5	Traveling wave
4640.1	4th mode shape

Conclusion

From the results, it is evident that a traveling wave can be generated on the free–free petri-dish through two-point excitation. An important observation, highlighted in Table 1, is that altering the actuator pair while maintaining the same excitation frequency and phase produces qualitatively different traveling-wave patterns. Specifically, when adjacent actuators are excited, the resulting response resembles a rotational traveling wave, whereas excitation from diagonally opposite actuators leads to a translational traveling wave. These distinctions are not only of theoretical interest but also carry practical implications. The ability to selectively generate rotational or translational traveling waves by simply varying actuator placement demonstrates a tunable actuation strategy for controlling wave characteristics. Such control opens up opportunities for employing spatially biased traveling waves (SBTWs) in future applications, particularly for manipulating particle trajectories on the petri dish. Potential extensions include single-particle transport with high precision as well as coordinated multi-particle manipulation, offering a pathway toward advanced lab-on-chip platforms and microfluidic control systems.

Acknowledgments The author (RC) gratefully acknowledges support from the DoD through the DoD SMART Scholarship. The authors (VVNSM and SG) also acknowledge support from the National Science Foundation under grant CMMI-2301776 for funding the research presented in this paper.

Declaration of generative AI and AI-assisted technologies in the writing process

While preparing this work, the author(s) used ChatGPT to edit the language. After using this tool/service, the author(s) reviewed and edited the content as needed and take(s) full responsibility for the publication's content.

References

1. Brokaw, C. "Non-sinusoidal bending waves of sperm flagella". *J. exp. Biol*, 43(1):155–169 (1965)ifnextchar.gobble.
2. Brokaw, C.J. "Flagellar movement: a sliding filament model: an explanation is suggested for the spontaneous propagation of bending waves by flagella.". *Science*, 178(4060):455–462 (1972)ifnextchar.gobble.
3. Taylor, G.I. "The action of waving cylindrical tails in propelling microscopic organisms". *Proceedings of the Royal Society of London. Series A. Mathematical and Physical Sciences*, 211(1105):225–239 (1952)ifnextchar.gobble.
4. Rikmenspoel, R. "The tail movement of bull spermatozoa: observations and model calculations". *Biophysical journal*, 5(4):365–392 (1965)ifnextchar.gobble.
5. Machin, K. "Wave propagation along flagella". *Journal of Experimental Biology*, 35(4):796–806 (1958)ifnextchar.gobble.
6. Narla, A.V., Cremer, J., and Hwa, T. "A traveling-wave solution for bacterial chemotaxis with growth". *Proceedings of the National Academy of Sciences*, 118(48):e2105138118 (2021)ifnextchar.gobble.
7. Oyarte Galvez, L., Bisot, C., Bourrianne, P., Cargill, R., Klein, M., van Son, M., van Krugten, J., Caldas, V., Clerc, T., Lin, K.K., et al. "A travelling-wave strategy for plant–fungal trade". *Nature*, pages 1–9 (2025)ifnextchar.gobble.
8. Hess, I. and Musgrave, P. "The role of compliance in generating traveling waves on a bio-inspired flexible propulsor". In *Smart Materials, Adaptive Structures and Intelligent Systems*, volume 86274, page V001T06A001. American Society of Mechanical Engineers (2022)ifnextchar.gobble.
9. Sfakiotakis, M., Lane, D.M., and Davies, J.B.C. "Review of fish swimming modes for aquatic locomotion". *IEEE Journal of oceanic engineering*, 24(2):237–252 (2002)ifnextchar.gobble.
10. Liu, F., Lee, K.M., and Yang, C.J. "Hydrodynamics of an undulating fin for a wave-like locomotion system design". *IEEE/ASME Transactions on Mechatronics*, 17(3):554–562 (2011)ifnextchar.gobble.
11. Kancharala, A. and Philen, M. "Enhanced hydrodynamic performance of flexible fins using macro fiber composite actuators". *Smart materials and structures*, 23(11):115012 (2014)ifnextchar.gobble.
12. Soto, K., Hess, I., Schrader, B., He, S., and Musgrave, P. "Improving swimming performance in soft robotic fish with distributed muscles and embedded kinematic sensing". In *2025 IEEE 8th International Conference on Soft Robotics (RoboSoft)*, pages 1–6. IEEE (2025)ifnextchar.gobble.

13. Hess, I. and Musgrave, P. "A continuum soft robotic trout with embedded hasel actuators: Design, fabrication, and swimming kinematics". *Smart materials and structures*, 33(10):105043 (2024)ifnextchar.gobble.
14. Kalani, H., Akbarzadeh, A., and Safehian, J. "Traveling wave locomotion of snake robot along symmetrical and unsymmetrical body shapes". In *ISR 2010 (41st International Symposium on Robotics) and ROBOTIK 2010 (6th German Conference on Robotics)*, pages 1–7. VDE (2010)ifnextchar.gobble.
15. Chen, L., Ma, S., Wang, Y., Li, B., and Duan, D. "Design and modelling of a snake robot in traveling wave locomotion". *Mechanism and Machine Theory*, 42(12):1632–1642 (2007)ifnextchar.gobble.
16. Haomachai, W., Dai, Z., and Manoonpong, P. "Transition gradient from standing to traveling waves for energy-efficient slope climbing of a gecko-inspired robot". *IEEE Robotics and Automation Letters*, 9(3):2423–2430 (2024)ifnextchar.gobble.
17. Salem, L., Gat, A.D., and Or, Y. "Fluid-driven traveling waves in soft robots". *Soft Robotics*, 9(6):1134–1143 (2022)ifnextchar.gobble.
18. Crespi, A. and Ijspeert, A.J. "Online optimization of swimming and crawling in an amphibious snake robot". *IEEE Transactions on robotics*, 24(1):75–87 (2008)ifnextchar.gobble.
19. Crespi, A., Badertscher, A., Guignard, A., and Ijspeert, A.J. "Amphibot i: an amphibious snake-like robot". *Robotics and Autonomous Systems*, 50(4):163–175 (2005)ifnextchar.gobble.
20. Erturk, A. and Delporte, G. "Underwater thrust and power generation using flexible piezoelectric composites: anexperimental investigation toward self-powered swimmer-sensor platforms". *Smart materials and Structures*, 20(12):125013 (2011)ifnextchar.gobble.
21. Lauder, G.V. and Tangorra, J.L. "Fish locomotion: biology and robotics of body and fin-based movements". In *Robot fish: bio-inspired fishlike underwater robots*, pages 25–49. Springer (2015)ifnextchar.gobble.
22. Syuhri, S.N., Pickles, D., Zare-Behtash, H., and Cammarano, A. "Influence of travelling waves on the fluid dynamics of a beam submerged in water". *Journal of Fluids and Structures*, 121:103947 (2023)ifnextchar.gobble.
23. Liao, J.C. "A review of fish swimming mechanics and behaviour in altered flows". *Philosophical transactions of the royal society b: biological sciences*, 362(1487):1973–1993 (2007)ifnextchar.gobble.
24. Davaria, S. and Tarazaga, P.A. "Mems scale artificial hair cell sensors inspired by the cochlear amplifier effect". In *Bioinspiration, Biomimetics, and Bioreplication 2017*, volume 10162, pages 82–91. SPIE (2017)ifnextchar.gobble.
25. Davaria, S., Sriram Malladi, V., and Tarazaga, P.A. "Bio-inspired nonlinear control of artificial hair cells". In *Structural Health Monitoring, Photogrammetry & DIC, Volume 6: Proceedings of the 36th IMAC, A Conference and Exposition on Structural Dynamics 2018*, pages 179–184. Springer (2018)ifnextchar.gobble.
26. Davaria, S., Malladi, V.V.S., Motaharibidgoli, S., and Tarazaga, P.A. "Cochlear amplifier inspired two-channel active artificial hair cells". *Mechanical Systems and Signal Processing*, 129:568–589 (2019)ifnextchar.gobble.
27. Davaria, S. and Tarazaga, P.A. "Self-sensing active artificial hair cells inspired by the cochlear amplifier, part i: Theoretical and numerical realization". *Journal of Intelligent Material Systems and Structures*, 34(2):177–193 (2023)ifnextchar.gobble.
28. Davaria, S., Malladi, V.V.S., and Tarazaga, P.A. "Self-sensing active artificial hair cells inspired by the cochlear amplifier, part ii: Experimental validation". *Journal of Intelligent Material Systems and Structures*, 34(18):2089–2105 (2023)ifnextchar.gobble.
29. Johnstone, B., Patuzzi, R., and Yates, G. "Basilar membrane measurements and the travelling wave". *Hearing research*, 22(1-3):147–153 (1986)ifnextchar.gobble.
30. Musgrave, P.F., Sriram Malladi, V., and Tarazaga, P.A. "Generation of traveling waves in a 2d plate for future drag reduction manipulation". In *Special Topics in Structural Dynamics, Volume 6: Proceedings of the 34th IMAC, A Conference and Exposition on Structural Dynamics 2016*, pages 129–138. Springer (2016)ifnextchar.gobble.
31. Musgrave, P.F. and Tarazaga, P.A. "Skin friction drag reduction in turbulent flow using spanwise traveling surface waves". In *Active and Passive Smart Structures and Integrated Systems 2017*, volume 10164, pages 110–116. SPIE (2017)ifnextchar.gobble.
32. Itoh, M., Tamano, S., Yokota, K., and Taniguchi, S. "Drag reduction in a turbulent boundary layer on a flexible sheet undergoing a spanwise traveling wave motion". *Journal of Turbulence*, (7):N27 (2006)ifnextchar.gobble.
33. Du, Y., Symeonidis, V., and Karniadakis, G. "Drag reduction in wall-bounded turbulence via a transverse travelling wave". *Journal of fluid mechanics*, 457:1–34 (2002)ifnextchar.gobble.
34. Loh, B.G. and Ro, P.I. "An object transport system using flexural ultrasonic progressive waves generated by two-mode excitation". *IEEE transactions on ultrasonics, ferroelectrics, and frequency control*, 47(4):994–999 (2000)ifnextchar.gobble.
35. Fu, L.M., Lee, G.B., Lin, Y.H., and Yang, R.J. "Manipulation of microparticles using new modes of traveling-wave-dielectrophoretic forces: numerical simulation and experiments". *IEEE/ASME Transactions on mechatronics*, 9(2):377–383 (2004)ifnextchar.gobble.
36. Anakok, I. *A study on steady state traveling waves in strings and rods*. PhD thesis, Virginia Tech (2018)ifnextchar.gobble.
37. Anakok, I., Malladi, V.S., and Tarazaga, P.A. "A study on the generation and propagation of traveling waves in strings". In *Topics in Modal Analysis & Testing, Volume 9: Proceedings of the 36th IMAC, A Conference and Exposition on Structural Dynamics 2018*, pages 257–261. Springer (2018)ifnextchar.gobble.
38. Blanchard, A., Gendelman, O.V., McFarland, D.M., Bergman, L.A., and Vakakis, A.F. "Mode complexity in a harmonically forced string with a local spring–damper and transitions from vibrations to waves". *Journal of Sound and Vibration*, 334:282–295 (2015)ifnextchar.gobble.
39. Blanchard, A., McFarland, D., Bergman, L., and Vakakis, A. "Damping-induced interplay between vibrations and waves in a forced non-dispersive elastic continuum with asymmetrically placed local attachments". *Proceedings of the Royal Society A: Mathematical, Physical and Engineering Sciences*, 471(2176):20140402 (2015)ifnextchar.gobble.
40. Anakok, I., Davaria, S., Tarazaga, P.A., and Malladi, V.V.S. "A study on steady-state traveling waves in one-dimensional non-dispersive finite media". *Journal of Sound and Vibration*, 528:116907 (2022)ifnextchar.gobble.
41. Cheng, X., Blanchard, A., Tan, C.A., Lu, H., Bergman, L.A., McFarland, D.M., and Vakakis, A.F. "Separation of traveling and standing waves in a finite dispersive string with partial or continuous viscoelastic foundation". *Journal of Sound and Vibration*, 411:193–209 (2017)ifnextchar.gobble.
42. Krenk, S. "Vibrations of a taut cable with an external damper". *J. Appl. Mech.*, 67(4):772–776 (2000)ifnextchar.gobble.
43. Gabai, R. and Bucher, I. "Excitation and sensing of multiple vibrating traveling waves in one-dimensional structures". *Journal of sound and vibration*, 319(1-2):406–425 (2009)ifnextchar.gobble.
44. Avirovik, D., Malladi, V.S., Priya, S., and Tarazaga, P.A. "Theoretical and experimental correlation of mechanical wave formation on beams". *Journal of Intelligent Material Systems and Structures*, 27(14):1939–1948 (2016)ifnextchar.gobble.

45. Cheng, X., Bergman, L.A., McFarland, D.M., Tan, C.A., Vakakis, A.F., and Lu, H. "Co-existing complexity-induced traveling wave transmission and vibration localization in euler-bernoulli beams". *Journal of Sound and Vibration*, 458:22–43 (2019)ifnextchar.gobble.
46. Malladi, V., Avirovik, D., Priya, S., and Tarazaga, P. "Characterization and representation of mechanical waves generated in piezo-electric augmented beams". *Smart Materials and Structures*, 24(10):105026 (2015)ifnextchar.gobble.
47. Motaharibidgoli, S., Davaria, S., Malladi, V.V.S., and Tarazaga, P.A. "Developing coexisting traveling and standing waves in euler-bernoulli beams using a single-point excitation and a spring-damper system". *Journal of Sound and Vibration*, 556:117728 (2023)ifnextchar.gobble.
48. Malladi, V.S., Avirovik, D., Priya, S., and Tarazaga, P.A. "Travelling wave phenomenon through a piezoelectric actuation on a free-free beam". In *Smart Materials, Adaptive structures and intelligent systems*, volume 46148, page V001T03A017. American Society of Mechanical Engineers (2014)ifnextchar.gobble.
49. Musgrave, P.F., Albakri, M.I., Tenney, C., and Tarazaga, P.A. "Generating and tailoring structure-borne traveling waves on two-dimensional surfaces". *Journal of Sound and Vibration*, 480:115417 (2020)ifnextchar.gobble.
50. Malladi, V.S., Albakri, M., Tarazaga, P.A., and Gugercin, S. "Reduced plate model used for 2d traveling wave propagation". In *Smart Materials, Adaptive Structures and Intelligent Systems*, volume 57298, page V001T03A021. American Society of Mechanical Engineers (2015)ifnextchar.gobble.
51. Malladi, V.V.S., Albakri, M., and Tarazaga, P.A. "An experimental and theoretical study of two-dimensional traveling waves in plates". *Journal of Intelligent Material Systems and Structures*, 28(13):1803–1815 (2017)ifnextchar.gobble.
52. Malladi, V.V.S., Albakri, M.I., Gugercin, S., and Tarazaga, P.A. "Application of projection-based model reduction to finite-element plate models for two-dimensional traveling waves". *Journal of Intelligent Material Systems and Structures*, 28(14):1886–1904 (2017)ifnextchar.gobble.
53. Hariri, H., Bernard, Y., and Razek, A. "2-d traveling wave driven piezoelectric plate robot for planar motion". *IEEE/ASME Transactions on Mechatronics*, 23(1):242–251 (2018)ifnextchar.gobble.
54. Rogers, W.C. and Albakri, M.I. "Estimation, tuning, and evaluation of propagation direction behavior in superimposed orthogonal two-dimensional structure-borne traveling waves". *Smart Materials and Structures*, 33(12):125027 (2024)ifnextchar.gobble.
55. Gabai, R., Ilssar, D., Shaham, R., Cohen, N., and Bucher, I. "A rotational traveling wave based levitation device–modelling, design, and control". *Sensors and Actuators A: Physical*, 255:34–45 (2017)ifnextchar.gobble.
56. Bucher, I. "Estimating the ratio between travelling and standing vibration waves under non-stationary conditions". *Journal of sound and vibration*, 270(1-2):341–359 (2004)ifnextchar.gobble.
57. Xiao, Y., Blanchard, A., Zhang, Y., Lu, H., Michael McFarland, D., Vakakis, A.F., and Bergman, L.A. "Separation of traveling and standing waves in a rigid-walled circular duct containing an intermediate impedance discontinuity". *Journal of Vibration and Acoustics*, 139(6):061001 (2017)ifnextchar.gobble.
58. Xiao, Y., Lu, H., McFarland, D.M., Vakakis, A.F., and Bergman, L.A. "Inducing a nonreflective airborne discontinuity in a circular duct by using a nonresonant side branch to create mode complexity". *The Journal of the Acoustical Society of America*, 143(2):746–755 (2018)ifnextchar.gobble.
59. Qi, M., Dang, D., Yang, X., Wang, J., Zhang, H., and Liang, W. "Surface acoustic wave manipulation of bioparticles". *Soft Matter*, 19(23):4166–4187 (2023)ifnextchar.gobble.
60. Qin, X., Liu, X., Liu, S., Zhang, C., Bai, N., Li, X., Wang, W., Liu, D., Yang, Q., Yang, R., et al. "Movable surface acoustic wave tweezers: a versatile toolbox for micromanipulation". *Microsystems & Nanoengineering*, 10(1):155 (2024)ifnextchar.gobble.
61. Amorim, D., Sousa, P.C., Abreu, C., and Catarino, S.O. "A review of saw-based micro-and nanoparticle manipulation in microfluidics". *Sensors*, 25(5):1577 (2025)ifnextchar.gobble.
62. Mohanty, S., Khalil, I.S., and Misra, S. "Contactless acoustic micro/nano manipulation: a paradigm for next generation applications in life sciences". *Proceedings of the Royal Society A*, 476(2243):20200621 (2020)ifnextchar.gobble.
63. Cao, H.X., Nguyen, V.D., Park, J.O., Choi, E., and Kang, B. "Acoustic actuators for the manipulation of micro/nanorobots: state-of-the-art and future outlooks". *Micromachines*, 15(2):186 (2024)ifnextchar.gobble.
64. Han, W., Zou, H., Yue, H., Zhong, Y., Li, W., Zhang, C., and Zhang, H. "Particle separation using surface acoustic waves based on microfluidic chip". *Chaos, Solitons & Fractals*, 198:116557 (2025)ifnextchar.gobble.
65. Han, J., Hu, H., Lei, Y., Huang, Q., Fu, C., Gai, C., and Ning, J. "Optimization analysis of particle separation parameters for a standing surface acoustic wave acoustofluidic chip". *ACS omega*, 8(1):311–323 (2022)ifnextchar.gobble.
66. Zhang, P., Bachman, H., Ozcelik, A., and Huang, T.J. "Acoustic microfluidics". *Annual Review of Analytical Chemistry*, 13(1):17–43 (2020)ifnextchar.gobble.
67. Ozcelik, A., Rufo, J., Guo, F., Gu, Y., Li, P., Lata, J., and Huang, T.J. "Acoustic tweezers for the life sciences". *Nature methods*, 15(12):1021–1028 (2018)ifnextchar.gobble.
68. Yang, S., Rufo, J., Zhong, R., Rich, J., Wang, Z., Lee, L.P., and Huang, T.J. "Acoustic tweezers for high-throughput single-cell analysis". *Nature protocols*, 18(8):2441–2458 (2023)ifnextchar.gobble.
69. Wu, H., Tang, Z., You, R., Pan, S., Liu, W., Zhang, H., Li, T., Yang, Y., Sun, C., Pang, W., et al. "Manipulations of micro/nanoparticles using gigahertz acoustic streaming tweezers". *Nanotechnology and Precision Engineering*, 5(2) (2022)ifnextchar.gobble.
70. Gadekar, S.S. "An experimental study towards underwater propulsion system using structure borne traveling waves". Master's thesis, Michigan Technological University (2022)ifnextchar.gobble.
71. Gupta, S. and Malladi, V.V.S. "Utilizing steady-state traveling waves in a quiescent water environment for particle propulsion". In *Smart Materials, Adaptive Structures and Intelligent Systems*, volume 88322, page V001T03A008. American Society of Mechanical Engineers (2024)ifnextchar.gobble.